

Trade and Market Headlines Central Darfur



Darfur Development and Reconstruction Agency

www.dra-sudan.org • mzakaria065@gmail.com



Gerald J. and Dorothy R. Friedman School of Nutrition Science and Policy



September to November 2014

- During this quarter (September to November 2014) **cereal** prices fell dramatically in all monitored markets in November due to the start of the new harvest season, which is expected to be much better than last year. Falling prices were also due to improved security, specifically where there had been localized conflict in the Wadi Salih zone. As a result millet prices decreased by 50% in Um Dukhun market (Wadi Salih Zone), and by 35% in Um Shalaya market (Azoom Zone) over the quarter. See Figure 1. Improved security had a positive impact on the entire agricultural season in 2014, and on farmers' ability to cultivate.
- **Livestock** price trends varied this quarter according to the type of livestock in the market. Male sheep prices showed a downward trend because of increasing supply, as some households sold their animals in order to cover farming expenses, which often happens at this time of year. See Figure 2. On the other hand cattle prices were stable in some markets but fluctuated in others, according to local conditions. See Figure 3.

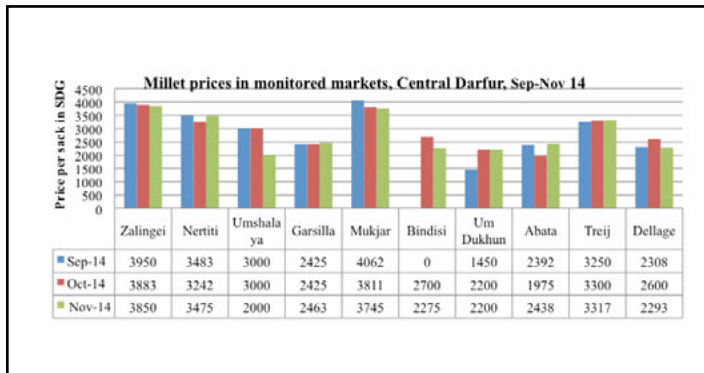


Figure 1: Millet prices in monitored markets, Central Darfur, September to November 2014

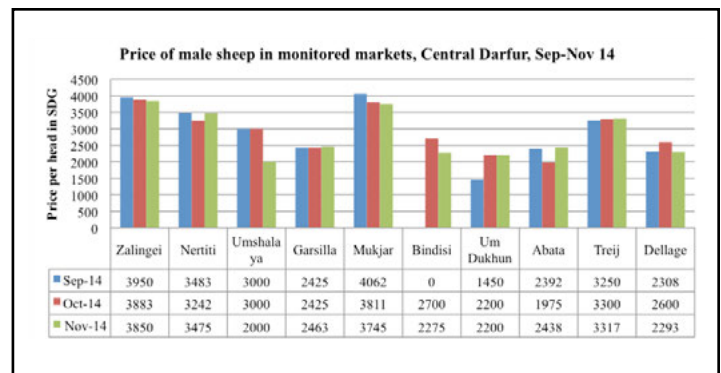


Figure 2: Price of male sheep in monitored markets, Central Darfur, September to November 2014

Continued on reverse

Background and methodology

The goal of this community-based market monitoring initiative is to deepen analysis and understanding of the shifting patterns of trade and markets in Darfur, on an ongoing basis for key agricultural and livestock commodities, to identify how livelihoods and the economy can be supported through trade, and to identify peace-building opportunities through trade. Five CBOs/NGOs plus DRA are monitoring 10 markets across Central Darfur on a weekly basis. Quantitative data, for example the price of Darfur's main cereals, livestock, cash crops and fruits and vegetables are collected weekly as well as qualitative data, for example on sources of supply. Some data are collected on a monthly basis, for example transport costs, transport routes and the impact of the conflict on flows of commodities. DRA holds quarterly analysis workshops with the CBO enumerators.

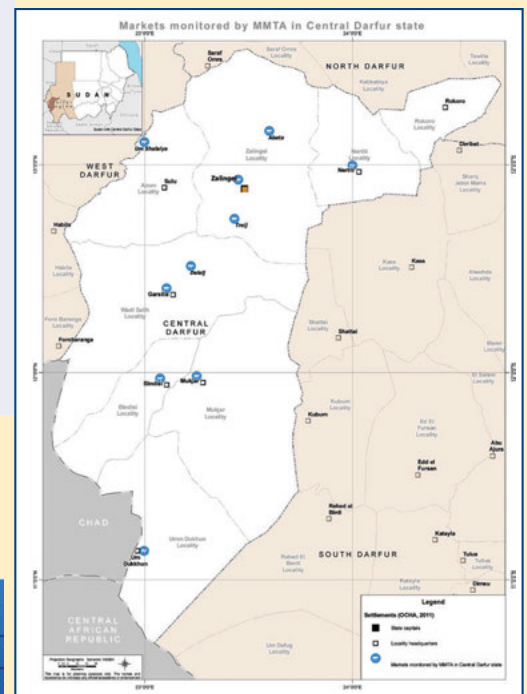
Participating CBOs and the markets they monitor

Sudanese Environment Conservation Society (SECS)
Darfur Development and Reconstruction Agency (DRA)
Almanar
Daro Baida
Albaraka Agriculture Organisation (AAO)
Arebaw Charity Organisation (ACO)

Zalingei
Umshalaya
Nertiti
Garsilla and Delaig
Bendisi, Umdukhn and Mukjar
Abatta and Tereig



This project is funded by the EU, with additional funding from UNDP



- During this quarter there was an absence of some **cash crops** in many monitored markets in Central Darfur, for example groundnuts, which are usually harvested in October, as well as sesame and hibiscus. So stocks were limited until supplies appeared again in some markets in November at a slightly lower price than last quarter. The price of dried okra and dried tomatoes decreased steadily this quarter due to the influence of the good harvest season.
- In terms of **fresh fruit and vegetables**, onion prices continued rising in all monitored markets reflecting the impact of the off-season. There were difficulties accessing some markets due to the flow of *wadis* and flooding in September and the first two weeks of October, which also contributed to rising prices. Prices subsequently fell slightly in November when trade routes reopened. See Figure 4.
- The most important **trade routes** within the state functioned well with little disruption this quarter. The exception was the route connecting Zalingei market with Um Dukhun, which was temporarily closed due to *wadi* flooding in September and the first two weeks of October.
- The main source of **daily labouring** was crop harvesting as this quarter coincided with the harvest season of many crops as well as preparation for the winter farming season.

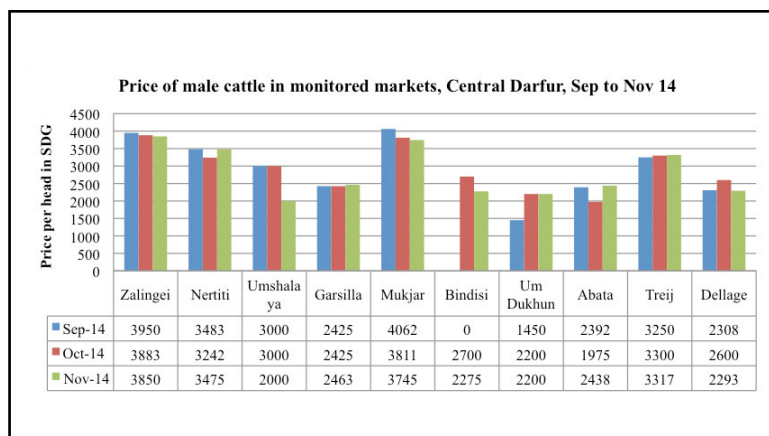


Figure 3: Price of male cattle in monitored markets, Central Darfur, September to November 2014

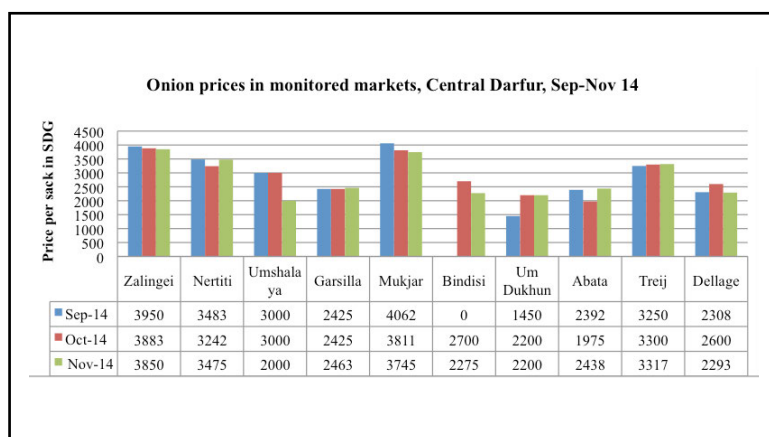


Figure 4: Onion prices in monitored markets, Central Darfur, September to November 2014