

# Trade and Market Headlines East Darfur



## Darfur Development and Reconstruction Agency

www.dra-sudan.org • mzakaria065@gmail.com



Gerald J. and Dorothy R. Friedman School of Nutrition Science and Policy



### December 2014 to February 2015

- **Introduction:** In October 2014 the MMTA project was established in East Darfur. Eleven CBO/NGOs were identified to monitor 14 markets across 7 of East Darfur's localities. East Darfur has an active network of trade routes including a railway line, and relies heavily on agricultural and livestock trade.
- **Cereal:** East Darfur is a cash crop rather than cereal-producing state, usually supplied with cereals from South Darfur (eg Al Qoz Algarbi and Umdafog), from Central Darfur (eg Umdukhun) and sometimes North Darfur. The trend in cereal prices varied between markets this quarter (December 2014-February 2015) according to local conditions. Abumatarig market reported the highest millet price in February, while the lowest price was reported in Abuseida market in December. See Figure 1.
- **Livestock:** Livestock prices fluctuated in most monitored markets, although were stable in a few markets. Price fluctuations reflect livestock movements within the state in search of pasture:

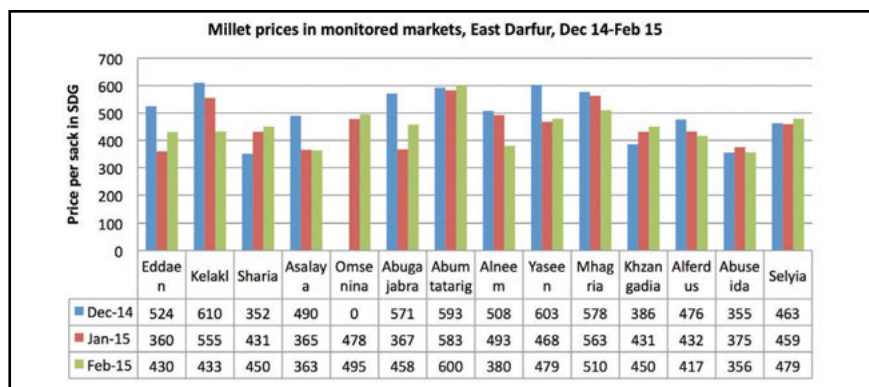


Figure 1: Millet prices in monitored markets, East Darfur, December 2014 to February 2015

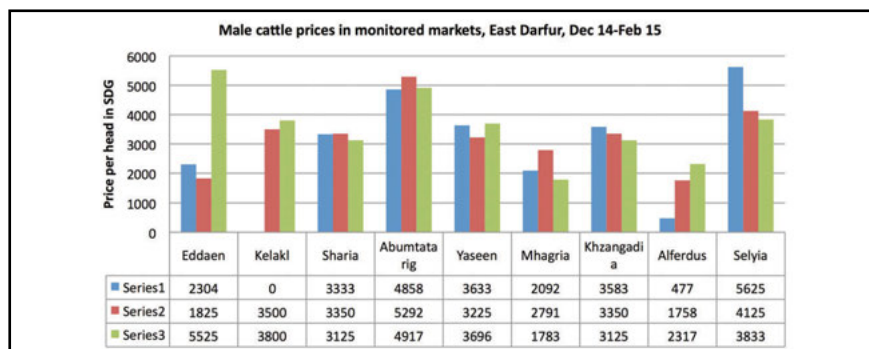


Figure 2: Male cattle prices in monitored markets, East Darfur, December 2014 to February 2015

### Background and methodology

The goal of this community-based market monitoring initiative is to deepen analysis and understanding of the shifting patterns of trade and markets in Darfur, on an ongoing basis for key agricultural and livestock commodities, to identify how livelihoods and the economy can be supported through trade, and to identify peace-building opportunities through trade. Eleven CBOs/NGOs are monitoring 14 markets across East Darfur on a weekly basis. Quantitative data, for example the price of Darfur's main cereals, livestock, cash crops and fruits and vegetables are collected weekly as well as qualitative data, for example on sources of supply. Some data are collected on a monthly basis, for example transport costs, transport routes and the impact of the conflict on flows of commodities. DRA holds quarterly analysis workshops with the CBO enumerators.

### List of participant CBOs/NGOs, monitoring markets and localities in East Darfur

Ed Daein — Global Aid Hand  
 Alneem — White Hand Organization  
 Kelakel and Yaseen — Al Dar Organisation for Development and Reconstruction  
 Abumatarig — Altmaas Development Organization  
 Alferdus — El Massar Organization for Nomad Development and Environment Conservation  
 Asalaya — Massaye Organisation for Women's Development  
 Selyia — Alshroog Organisation for Social and Cultural Development  
 Abuseida — Massaye for Humanitarian Services  
 Abugabra — AlShoaa Organisation  
 Shearia, Khzangadeed and Muhagria — Mercy Organisation for Peace and Development  
 Omsenina — Banooon Charity

This project is funded by the EU



Map of monitored markets to be provided next quarter.

livestock move north during the rainy season between July and October, and return in the dry season between November and February. Thus, cattle prices fell in Selyia in January and February as livestock returned from the north. Cattle prices in Ed Daien increased substantially between January and February as cattle moved south to Bahr El Arab, and as local sources of supply, from the Maalia area, were disrupted by insecurity. See Figure 2. Livestock prices also varied between markets because of differences in livestock quality. For example, cattle prices in Abumatarig, a major cattle market, are often higher than other markets in East Darfur due to the cattle being of a higher quality, destined for Central Sudan and for the export market. There was no availability of camels for export or consumption in any of the monitored markets this quarter; this is not unusual in East Darfur.

- **Cash crops:** Some cash crops were available in the monitored markets this quarter (e.g. groundnuts, dried tomatoes and dried okra), whilst there was no availability of other cash crops (e.g. gum arabic, sesame and hibiscus). Although the harvest of groundnuts, East Darfur's major cash crop, was good this season, groundnut prices rose steadily in all monitored markets. This may be due to localized conflict in some major groundnut producing areas, which prevented farmers cultivating. This also caused increases in the price of groundnut cooking oil and groundnut cake, used as fodder. See Figure 3.
- **Fruit and vegetables:** Fruit and vegetables are not widely cultivated in East Darfur. During the conflict years most fruit and vegetables have been imported from central Sudan (Omdurman), particularly onions, because of insecurity affecting trade routes within Darfur. Onion prices this quarter differed from market to market due to differences in transportation costs and taxes along the trade routes. See Figure 4.
- **Trade routes:** East Darfur's network of trade routes, including the railway line that connects Darfur with Central Sudan, functioned well during

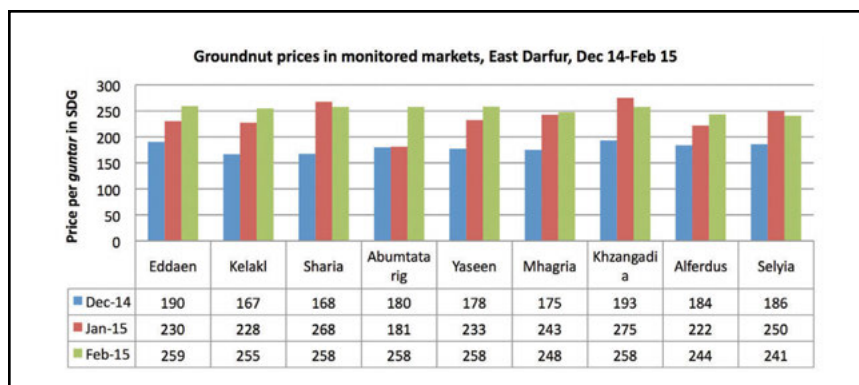


Figure 3: Groundnut prices in monitored markets in East Darfur, December 2014 to February 2015

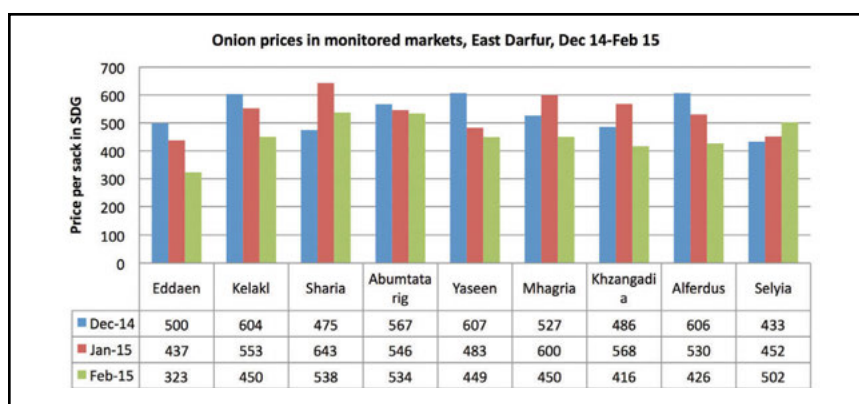


Figure 4: Onion prices in monitored markets, East Darfur, December 2014 to February 2015

the quarter. Transportation costs for the railway, used for transporting livestock and commodities, are generally lower than road transportation, but it is a slower means of transport. Security was stable along most of East Darfur's major trade routes, with the exception of the section of the Omdurman to Ed Daein trade route that passes through Adila. This was blocked by localized conflict, causing a diversion in the route to pass through Al Lait.

- **Daily labour:** During this quarter brick-making was the main source of income generation for men, women and children. (Although groundnut production is labour-intensive, most labour is now provided by the farming family, in contrast to the pre-conflict period. And the harvest period for groundnuts usually ends by end December). The daily wage for brick-making was SDG 25. Domestic work was another important source of income this quarter, particularly among female IDPs. The daily wage for working in a household was SDG 15.