

Trade and Market Headlines West Darfur



Darfur Development and Reconstruction Agency

www.dra-sudan.org • mohamedgido@gmail.com



Gerald J. and Dorothy R. Friedman School of Nutrition Science and Policy



December 2015 to February 2016

- Cereal:** In general **cereal prices** were stable in most monitored markets in West Darfur this quarter. Kereinik reported the highest **millet prices**, which was unusual. Kereinik, as a production area, usually reports the lowest millet prices but prices this quarter were driven up by increased demand from South Darfur (Nyala). Forobaranga market is usually the main source of supply of millet to South Darfur (in turn supplied from Kereinik and Chad), but traders from South Darfur have begun to purchase directly from Kereinik, which reflects the state of food insecurity in South Darfur. Prices were also high in Mornei this quarter for the same reason. This trend looks set to continue.

Millet prices increased over the quarter in Seleia and in Kulbus as they supplied Dar Zagawa (Tina) in North Darfur for the first time, reflecting the food shortage in this area. Kondobe, a small market producing for local consumption, reported the lowest millet prices this quarter for the first time - usually Seleia, as a production area, reports the lowest prices. Prices in Misterei fell sharply between December and January as pastoralists

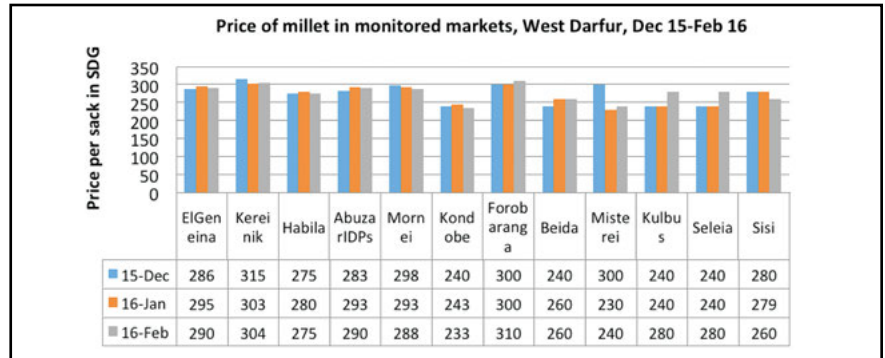


Figure 1: Price of millet in monitored markets in West Darfur, December 2015 to February 2016

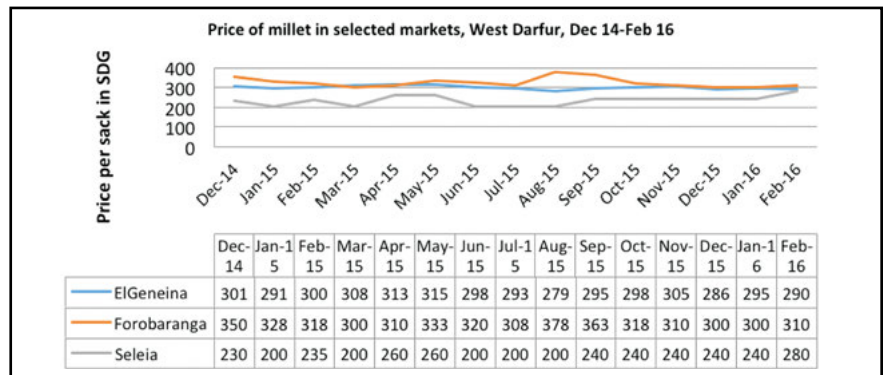


Figure 2: Price of millet in selected markets in West Darfur, December 2014 to February 2016

Background and methodology

The goal of this community-based market monitoring initiative is to deepen analysis and understanding of the shifting patterns of trade and markets in Darfur, on an ongoing basis for key agricultural and livestock commodities, to identify how livelihoods and the economy can be supported through trade, and to identify peace-building opportunities through trade. Five CBOs plus DDRA are monitoring 11 markets across West Darfur, including two markets in IDP camps, on a weekly basis. Quantitative data, for example the price of Darfur's main cereals, livestock, cash crops and fruits and vegetables are collected weekly as well as qualitative data, for example on sources of supply. Some data are collected on a monthly basis, for example transport costs, transport routes and the impact of the conflict on flows of commodities. DDRA holds quarterly analysis workshops with the CBO enumerators.

Participating CBOs and the markets they monitor

El Massar Organization for Nomad Development and Environment Conservation (MONEC) [El Geneina, Kereinik and Habila]

Pioneers of Peace and Development Organization (PPDO) [Mornei and Kirinding IDP camp]

Community Development Association (CDA) [Foro Baranga and Kondobe]

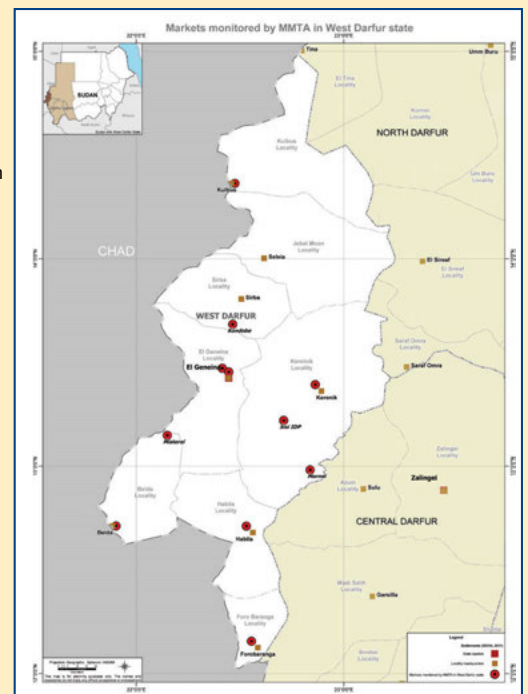
Beida Organization for Relief and Development (BORD) [Beida and Misterei]

Sarabeel Organization for Services and Development (SOSD) [Kulbus]

Darfur Development and Reconstruction Agency (DDRA) [El Geneina and Sisi IDP camp]



This project is funded by the EU



who had congregated in the area moved on. See Figures 1 and 2.

There was stability in **sorghum prices** in most monitored markets this quarter as well as in the main production market, Forobaranga. See Figure 3. Although **local sorghum** prices in El Geneina market decreased over the quarter the quarterly average price (SDG 242) remained high, reflecting the high demand for animal fodder.

- **Livestock:** During this quarter **sheep** and **cattle prices** were stable or decreased in most monitored markets in West Darfur. In Forobaranga market (the biggest livestock market in West Darfur) there was stability in sheep prices. This was because the high demand from traders buying for sale in Omdurman was countered by increased supply from Chad and South Forobaranga. Limited purchasing power elsewhere in the state meant that the presence of traders buying for Omdurman encouraged pastoralists to bring their livestock to Forobaranga market for sale. See Figure 4.

Cattle prices increased in El Geneina in December 2015 when traders from Omdurman were buying and then selling in Omdurman, but decreased again in January and February 2016 when these traders stopped buying. See Figure 5. The purchase of livestock for Omdurman has a major impact on livestock prices, but this trade can be erratic, dependent on when convoys of trucks are returning to Omdurman.

Export camel traders started to buy from Forobaranga for sale in Egypt during this quarter as the camels returned to the area. This is normal for this time of year, and the price per head was between SDG 15,000 and SDG 16,000.

- **Cash crops:** During this quarter the price of **groundnuts** and **sesame** was stable or decreased in most monitored markets, with the exception of Kerenik where prices rose. The groundnut harvest was good in this area and traders from elsewhere came to Kerenik to purchase groundnuts. Also, this quarter saw a decrease in prices of both **cooking oil** (from a quarterly average price of SDG 320 last quarter to SDG 300 per 16kg jerry can this quarter), and **groundnut-cake** (from a quarterly average price of SDG 100 last quarter to SDG 90 SDG per sack this quarter). See Figure 6. Sesame production was good this year in Forobaranga and Habilla localities.

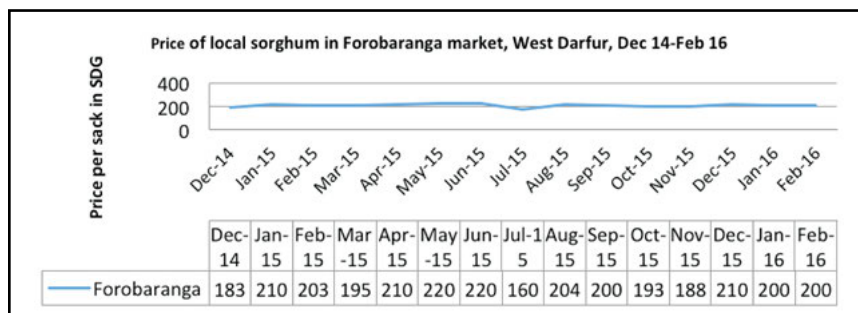


Figure 3: Price of local sorghum in Forobaranga, West Darfur, December 2014 to February 2016

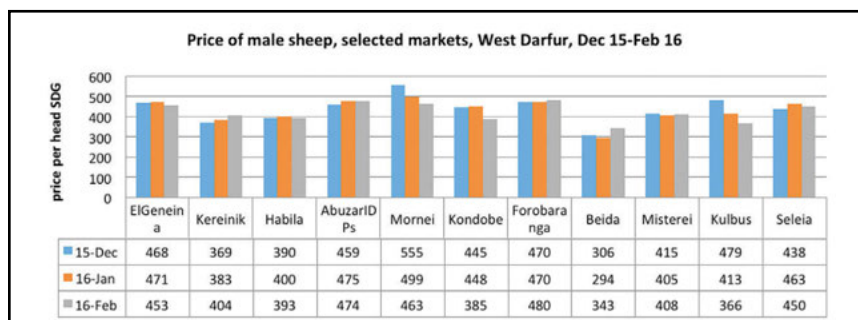


Figure 4: Price of male sheep in selected markets in West Darfur, December 2015 to February 2016

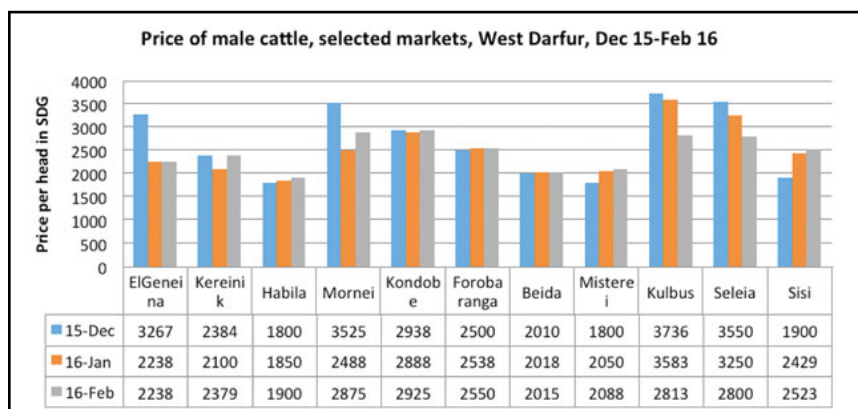


Figure 5: Price of male cattle in selected markets in West Darfur, December 2015 to February 2016

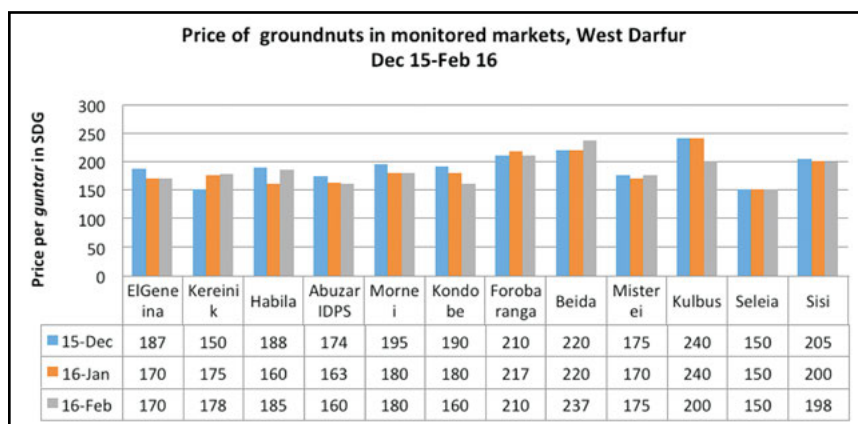


Figure 6: Price of groundnuts in monitored markets in West Darfur, December 2015 to February 2016



www.dra-sudan.org • mohamedgido@gmail.com

Dried okra and dried tomato prices decreased in most monitored markets because of seasonality.

- **Fruit and vegetables: Onion and fresh tomato prices** decreased sharply during this quarter reflecting normal seasonal trends. See Figures 7 and 8. Orange prices were stable this quarter in most monitored markets.
- **Trade routes and Access:** No significant changes were reported on the main trade routes connecting West Darfur markets internally or externally this quarter, reflecting overall stability in the area. Transportation costs per truck also remained the same this quarter as they did last quarter. See Table 1.
- **Daily labouring:** The main daily labouring opportunities were brick-making and construction, and the rate for both was between SDG 40 and SDG 70 per person per day. The wage for domestic labouring was between SDG 15 and SDG 20, similar to last quarter.

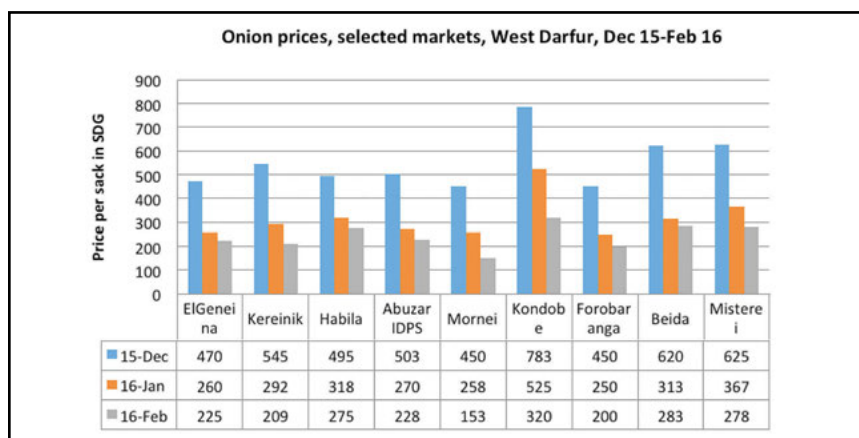


Figure 7: Price of onions in selected markets in West Darfur, December 2015 to February 2016.

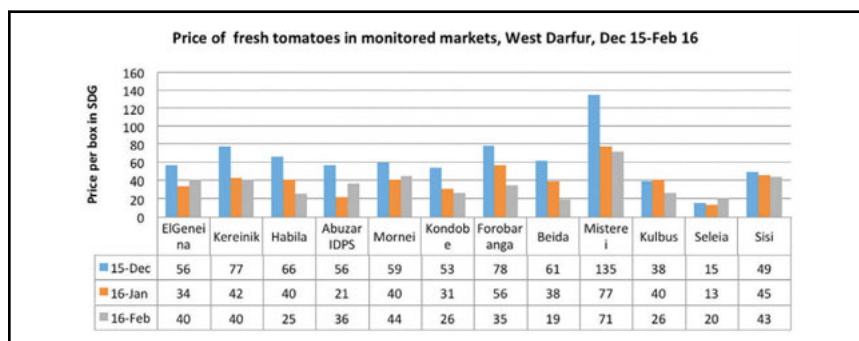


Figure 8: Price of fresh tomatoes in monitored markets in West Darfur, December 2015 to February 2016.

A. Transportation costs per truck from Omdurman to El Geneina – September 2015 to February 2016.

No	Cost items	Sep-15	Oct-15	Nov-15	Dec-15	Jan-16	Feb-16
1	Truck rent form El Geneina to Omdurman	36000	34000	34000	34000	34000	34000
2	Manifesto tax	2200	2200	2200	2200	2200	2200
3	Business profit tax	1200	1200	1200	1200	1200	1200
4	Value added tax	1300	1300	1300	1300	1300	1300
5	Sudanese Meteorology and Standards	300	300	300	300	300	300
6	State Ministry of Finance fees	3900	3900	3900	3900	3900	3900
7	Taxation paid to consumer	1500	1500	1500	1500	1500	1500
8	Locality fees	260	260	260	260	260	260
9	Departure fees	178	178	178	178	178	178
10	Checkpoint fees: Nyala to El Geneina	900	900	900	900	900	900
11	Expenditure en route from Omdurman to El Geneina	3500	3500	3500	3500	3500	3500
12	Ed Daein Borsa fees						
13	Nyala Borsa fees	450	450	450	450	450	450
14	Zalingei Borsa fees	300	300	300	300	300	300
15	Convoy fees paid for Security	950	950	950	950	950	950
16	Total costs	52938	50938	50938	50938	50938	50938

Source: Chamber of Commerce, West Darfur, February 2016.